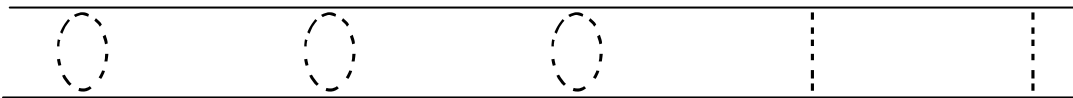
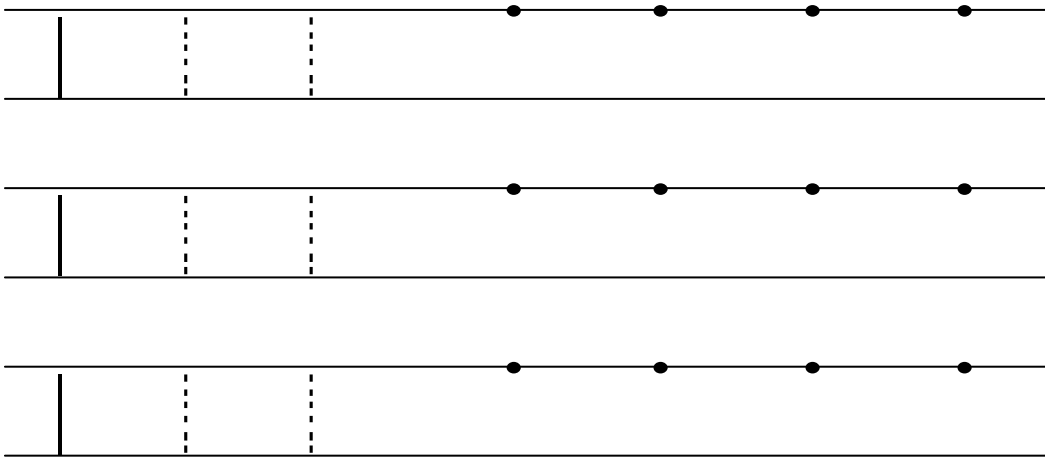





Let's Trace!

Say the rhyme as you trace.
"A line straight down and that is all,
make the number 1 stand up tall."






Let's Trace!

Say the rhyme as you trace.
"A line straight down and that is all,
make the number 1 stand up tall."

Three sets of handwriting practice lines. Each set consists of a top solid line, a middle dashed line, and a bottom solid line. There are eight vertical dashed lines in each set, spaced evenly across the width of the page.

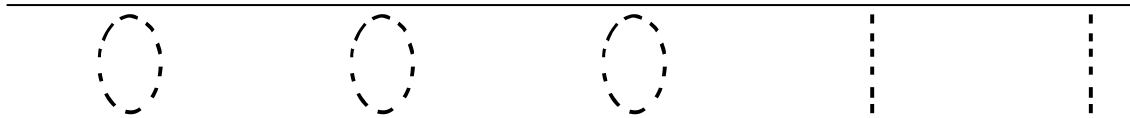
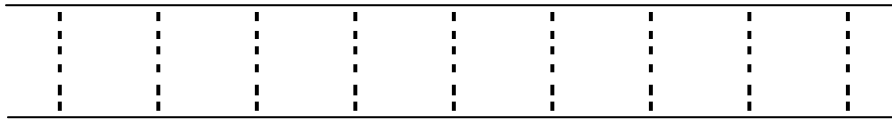
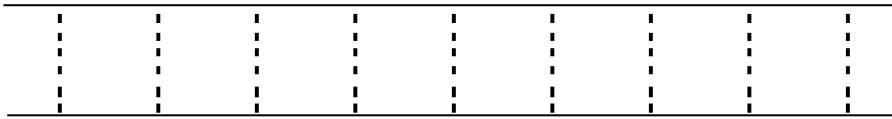
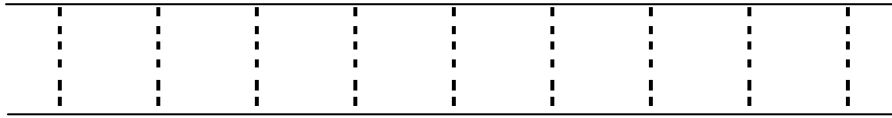



A single set of handwriting practice lines, consisting of a top solid line, a middle dashed line, and a bottom solid line. It contains three dashed circles followed by two vertical dashed lines.



Let's Trace!

Say the rhyme as you trace.
"A line straight down and that is all,
make the number 1 stand up tall."






Let's Trace!

one one one one

one one one one

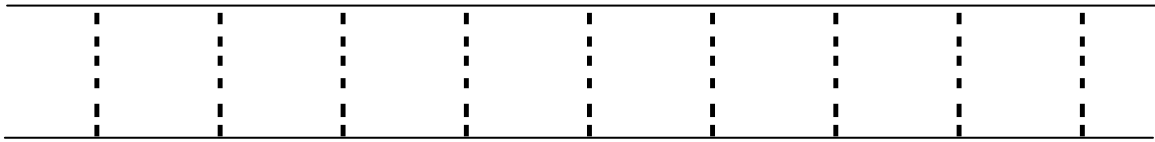
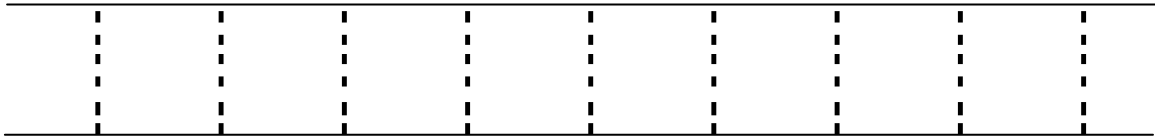
one one one one





Let's Trace!

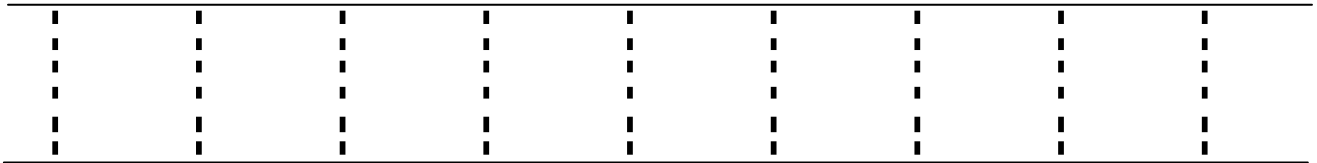
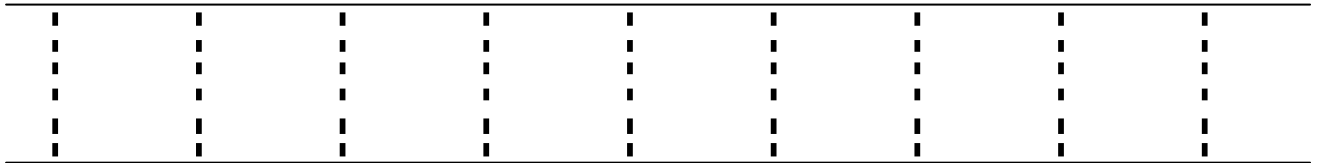
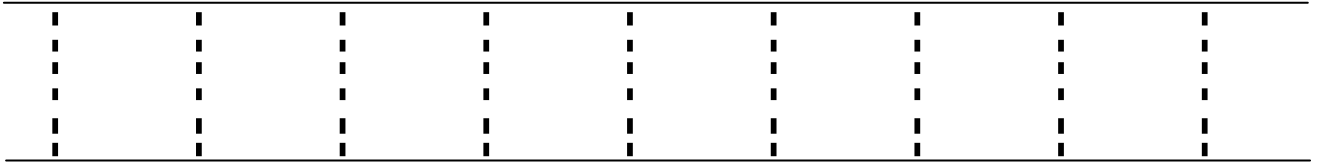
Say the rhyme as you trace.
"A line straight down and that is all,
make the number 1 stand up tall."






Let's Trace!

Say the rhyme as you trace.
"A line straight down and that is all,
make the number 1 stand up tall."





Let's Trace!

Say the rhyme as you trace.
"A line straight down and that is all,
make the number 1 stand up tall."

